

Board Newsletter: April 2025



Dear Parents and Caregivers,

One of our key roles as a board is assuring our school has a strong academic achievement record and a focus on raising achievement. Throughout the year we invite Stu Devenport and Ginny Treadwell to provide regular updates on student achievement, particularly in the 3 core subjects of Reading, Writing and Maths.

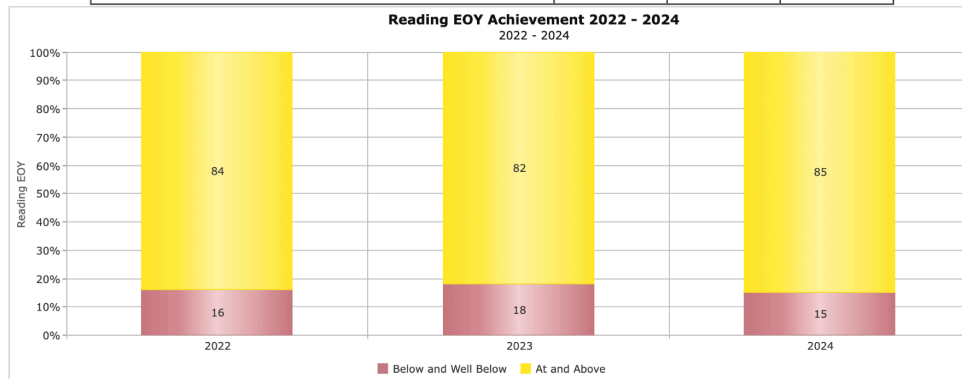
We are thrilled to take this opportunity to shine a spotlight on the wonderful achievements and continuous growth we are witnessing in our students at Muritai School. We believe it's important to share and acknowledge the successes that make us so proud. Below, you'll find aggregated data of our student achievements at the end of 2024 and we look forward to sharing updates with you throughout 2025.

The data in the graphs below are based on Overall Teacher Judgements at the year of the school year. These judgements are made by analysing information for formal and informal assessments, work completed in class and the child's application to their work. Teachers use the expectations based on the New Zealand Curriculum in Reading, Writing and Maths.

Reading

All Students Achievement Reading EOY 2022 - 2024

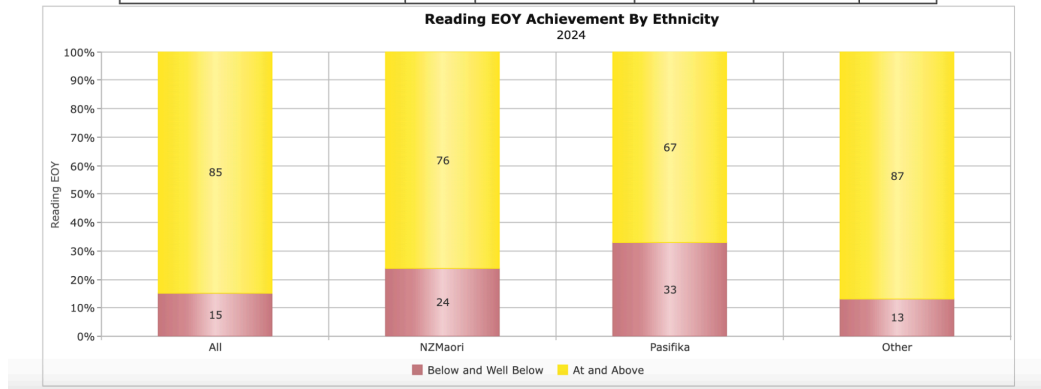
	2022	2023	2024
% At and Above	84	82	85
% Below and Well Below	16	18	15



As is the case with most schools, Reading is the strongest of our 3 core subjects. The key findings from this graph shows:

- The most significant finding is the increase in the percentage of students performing "At and Above" the expected reading level in 2024 (85%) compared to both 2023 (82%) and 2022 (84%).
- Across all three years, a large majority of students are performing at or above the expected reading level, consistently staying above 80%.

by Ethnicity		All Students	NZ Maori	Pasifika	Other
% At and Above	2022	84	74	67	86
	2023	82	65	100	84
	2024	85	76	67	87
% Below and Well Below	2022	16	26	33	14
	2023	18	35	0	16
	2024	15	24	33	13



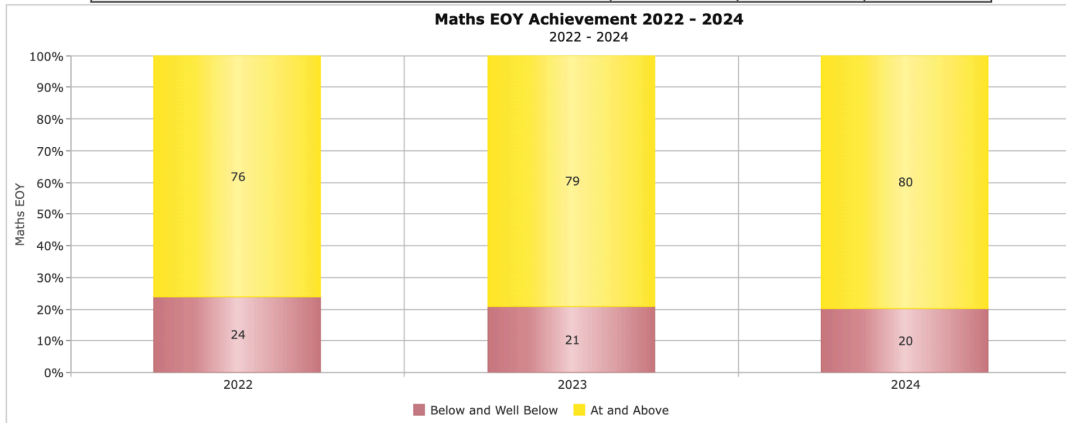
When we break down the reading data across key ethnicities we can see that

- Our NZ Māori group shows improvement in the percentage of students at or above expected level from 2023 (65%) to 2024 (76%). However, their achievement levels remain lower than the "All Students" group.
- Our Pasifika group has had a decrease in the number of students at or above expectations. We have a very small number of Pasifika students school wide so data can fluctuate widely.

Maths

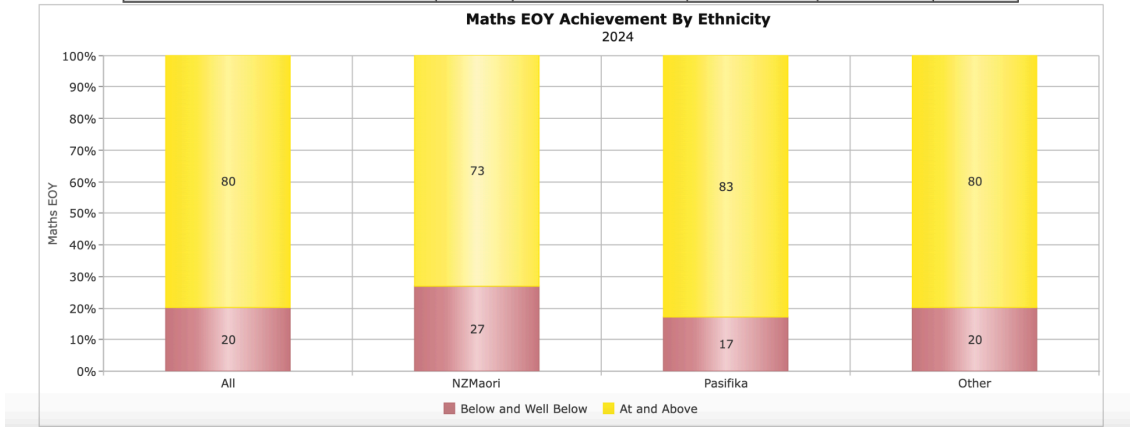
All Students Achievement Maths EOY 2022 - 2024

	2022	2023	2024
% At and Above	76	79	80
% Below and Well Below	24	21	20



Our maths data shows consistent, albeit gradual, increase in the percentage of all students performing "At and Above" the expected mathematics level each year. This is pleasing to see compared to nationwide data, where overall achievement in maths is decreasing.

by Ethnicity		All Students	NZ Maori	Pasifika	Other
% At and Above	2022	76	65	67	78
	2023	79	77	100	79
	2024	80	73	83	80
% Below and Well Below	2022	24	35	33	22
	2023	21	23	0	21
	2024	20	27	17	20



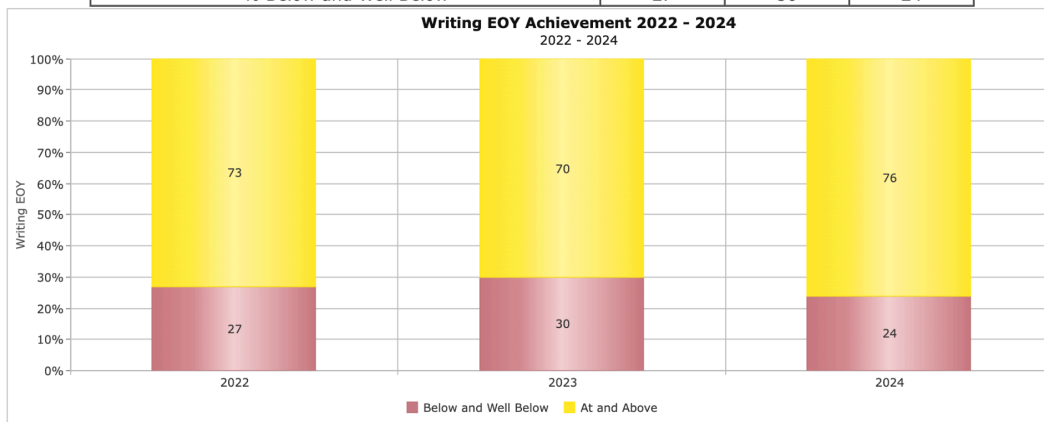
This graph shows a breakdown of the Ethnicity group achievement at the end of the year in Maths.

- Maori achievement shows a slight dip in those “at or above” for end of the year achievement OTJ’s from 2023
- Pasifika achievement shows a slight dip also in those ‘at or above’ for end of the year achievement OTJ’s from 2023.

Writing

All Students Achievement Writing EOY 2022 - 2024

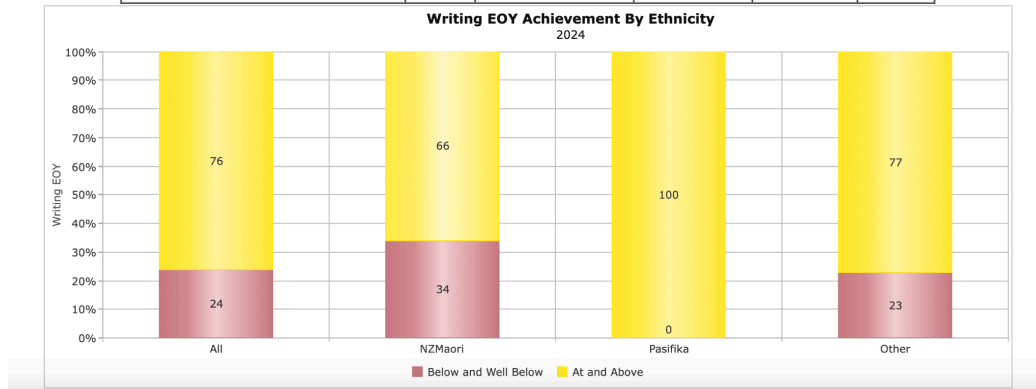
	2022	2023	2024
% At and Above	73	70	76
% Below and Well Below	27	30	24



These graphs show schoolwide writing achievement against expectations over the past 3 years at Muritai.

- It is pleasing to see a continued increase in Writing achievement over the past 3 years, increasing another 6% from 2023 end of year OTJ’s
- Writing remains the weakest of the 3 core subjects, which is aligned to nationwide achievement. Writing has been a professional development focus for our teachers over 2024 so it is great to see this initiative is having a positive impact on student achievement.

by Ethnicity		All Students	NZ Maori	Pasifika	Other
% At and Above	2022	73	61	50	76
	2023	70	52	100	73
	2024	76	66	100	77
% Below and Well Below	2022	27	39	50	24
	2023	30	48	0	27
	2024	24	34	0	23



This graph shows a breakdown of the Ethnicity group achievement at the end of the year in Writing.

- Pleasing results from all groups on the table.
- A particularly strong increase in achievement for our Maori Cohort compared to data from 2023 (up 14%)

So, what does this mean for the Board?

Overall, our Muritai students are performing very well in Reading, Writing and Maths, with strong overall results in achievement. It is pleasing to see an improvement in all curriculum areas from this time in 2023.

- Reading - 82% “at or above” in 2023 → 85% “at or above” In 2024.
- Maths - 79% “at or above” in 2023 → 80% “at or above” In 2024.
- Writing - 70% “at or above” in 2023 → 76% “at or above” In 2024.

There are some particular year groups cohorts that the Senior Leadership Team have identified as needing close monitoring in 2025 and beyond.

All syndicates have maintained a systematic approach to identifying and tracking the progress of targeted students throughout the year using their ‘FACES’ tracking sheets. As a collective teachers pinpoint specific strategies to support these learners regularly in the classrooms. This may include intervention programmes and/or differentiated learning plans within the class. It may also mean engaging with external agencies to provide additional support.

As communicated in previous newsletters, the teaching team will be implementing the new curriculums in English and Maths in 2025, which will introduce some potentially new ways of working for our staff and students. As a board, we are aware that future reports on academic achievement may reflect changes in our scores as we implement our new curriculums.

Overall, we are thrilled with the progress our students have made overall in the 3 core subjects. There are many factors that contribute to this success:

- A great partnership between home and school
- Quality learning environments
- High quality teaching
- Strong evidence of self review and improvement of our leadership team.
- Happy and engaged students!

We look forward to sharing more regular updates on student achievement through the year.

Ngā mihi,

Kaye Sherwin, Jo Neilson, Lisa South, Kurt Renner, Matt McCorkindale, Felicity Lovell & Stu Devenport.